

**Signatures for a Cosmic Flux
of Magnetic Monopoles**

Stuart Wick

University of Florida

authors:

SW, Tom Kephart, Tom Weiler, and Peter Biermann

astro-ph/0001233

RADHEP-2000, UCLA, November 16, 2000

Outline

- GUT Monopoles
- Flux Bounds
- Monopole Acceleration - Relativistic Monopoles
 - EM Energy Losses
 - Monopole-Induced Shower
 - Signature for RICE
 - Monopole Tomography
- Monopole-Initiated Super-GZK Air Showers

GUT Monopoles

"Topological Defects" from symmetry breaking, e.g.

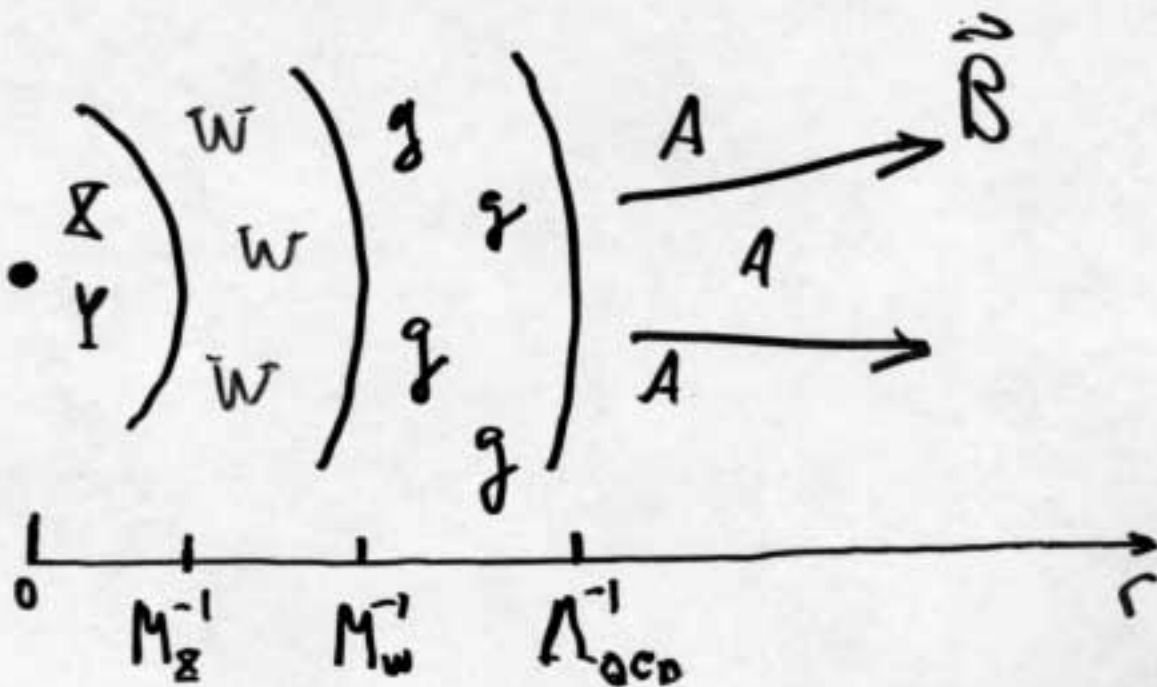
$$\mathcal{G} \rightarrow \mathcal{H}$$

where $SU_C(3) \times SU_L(2) \times U_Y(1) \subset \mathcal{H}$

Symmetry Breaking Scale: Λ

Monopole Mass: $M \sim 100 \Lambda \approx 40 \text{ TeV}$

Cartoon of GUT Monopole Structure:



Monopole Classification

coarse:

Topological Charge, winding number, $n = 1, 2, \dots$

(Kibble, 1976)

fine:

Bound States of GUT Monopoles, e.g., 5 types for
 $n = 1$ in $SU(5) \rightarrow SM$

(Gardner and Harvey, 1984;
"Dual Standard Model," Vachaspati, 1996)

for generality:

We Consider Lepton-type and Quark-type Monopoles

l -type: $U(1)$ Magnetic Charge \rightarrow EM Interactions.

q -type: Color Magnetic Charge \rightarrow Hadronic Interactions.

Monopole Flux Bounds

Large Scale Magnetic Fields – “Parker Bound”:

$$F_M \lesssim 10^{-15} \text{cm}^{-2} \text{sec}^{-1} \text{sr}^{-1} \quad \left(\begin{array}{l} \text{galactic} \\ \text{fields} \end{array} \right)$$

Direct Cherenkov (reported at ICRC-99)
for Velocity $\beta \simeq 1$

$$\text{AMANDA: } F_M \lesssim 1.6 \times 10^{-16} \text{cm}^{-2} \text{sec}^{-1} \text{sr}^{-1}$$

$$\text{MACRO: } F_M \lesssim 4.0 \times 10^{-16} \text{cm}^{-2} \text{sec}^{-1} \text{sr}^{-1}$$

$$\text{BAIKAL: } F_M \lesssim 6.0 \times 10^{-16} \text{cm}^{-2} \text{sec}^{-1} \text{sr}^{-1}$$

Monopole Acceleration

Kinetic Energy:

$$E_K = g L B$$


Typical Galaxies:

$$E_K \sim (.3 \text{ to } 1) \times 10^{21} \text{ eV} \left(\frac{L}{300 \text{ pc}} \right) \left(\frac{B}{3 \mu\text{G}} \right)$$

Are monopoles the super-GZK primaries? (Kephart and Weiler, 1996)

for l-type: inelasticity is too low.

galaxy:



Other Large-Scale B-fields

(galactic clusters, extra-galactic sheets):

$$E_K \text{ up to } 5 \times 10^{23} \text{ eV}$$

Relativistic Monopoles

Free monopoles will be relativistic for

$$M \lesssim 10^{14} \text{ GeV}$$

$$\gamma \lesssim 10^{10}$$

Consider relativistic monopoles where

$$\underline{4 \times 10^4 \text{ GeV} \lesssim M \lesssim 10^{14} \text{ GeV}}$$

"light" monopoles.

What are the Signatures of l -monopoles?

EM Energy Loss Processes

Ionization: $dE/dx \propto \ln \gamma$


Bremsstrahlung: $dE/dx \propto \frac{\gamma}{M}$

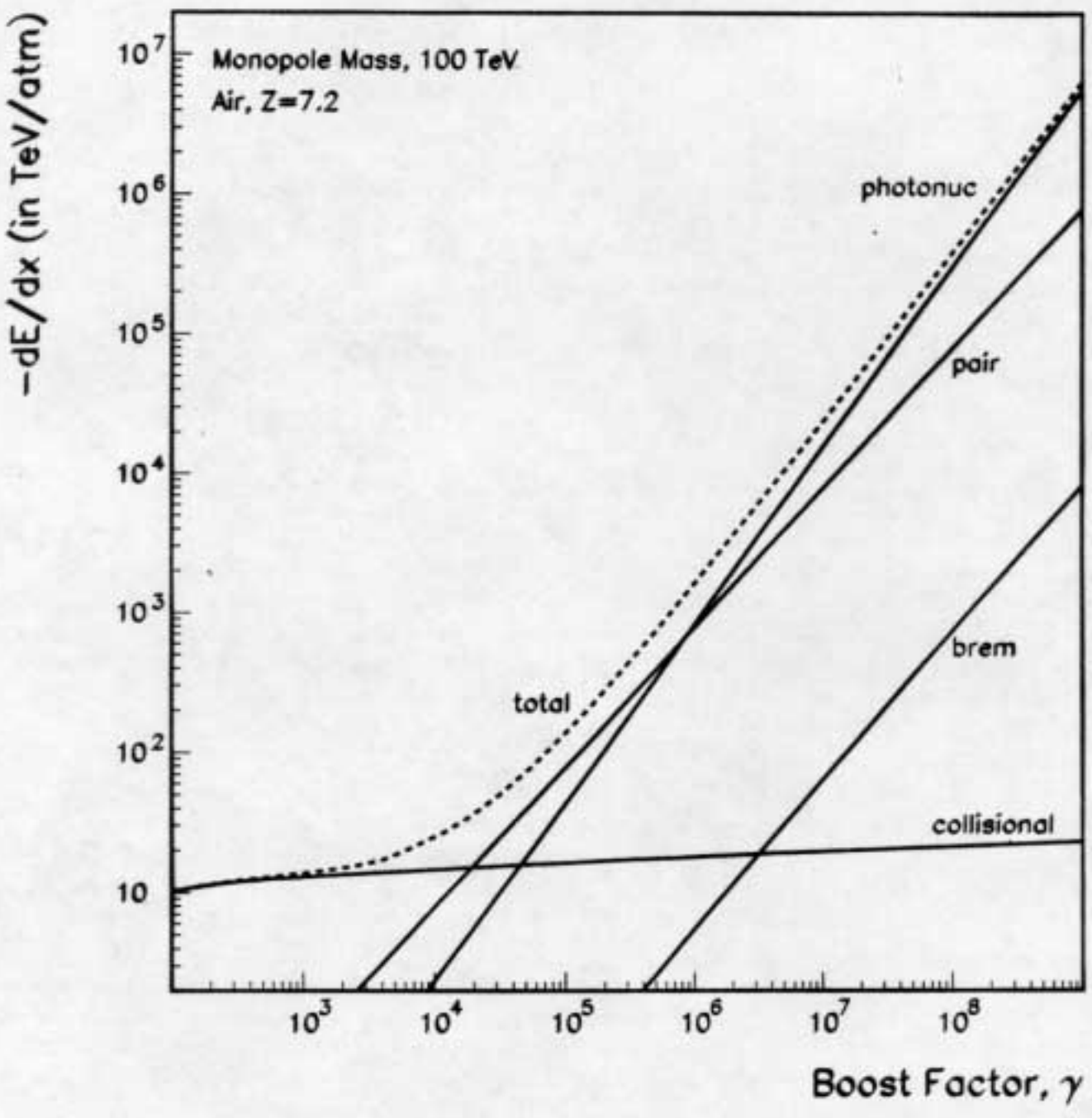
* $e^+ e^-$ production: $dE/dx \propto \gamma$

* Photonuclear: $dE/dx \propto \gamma^{1.28}$

Reno et al.

(*)





Monopole-Induced Shower

l -Monopoles are Highly Penetrating

i.e., low inelasticity (η) per interaction

Pair Production, for $\eta > \frac{200\text{MeV}}{E}$ and $\gamma \gg 1$,

not a signif. restriction

gives an Electromagnetic Shower: $N \simeq \frac{dE_{\text{pair}}/dx}{E_c/\xi_e}$

where $E_c \sim 200 \text{ MeV}$ is the critical energy

and where $\xi_e \sim 35 \text{ g/cm}^2$ is the electron radiation length.

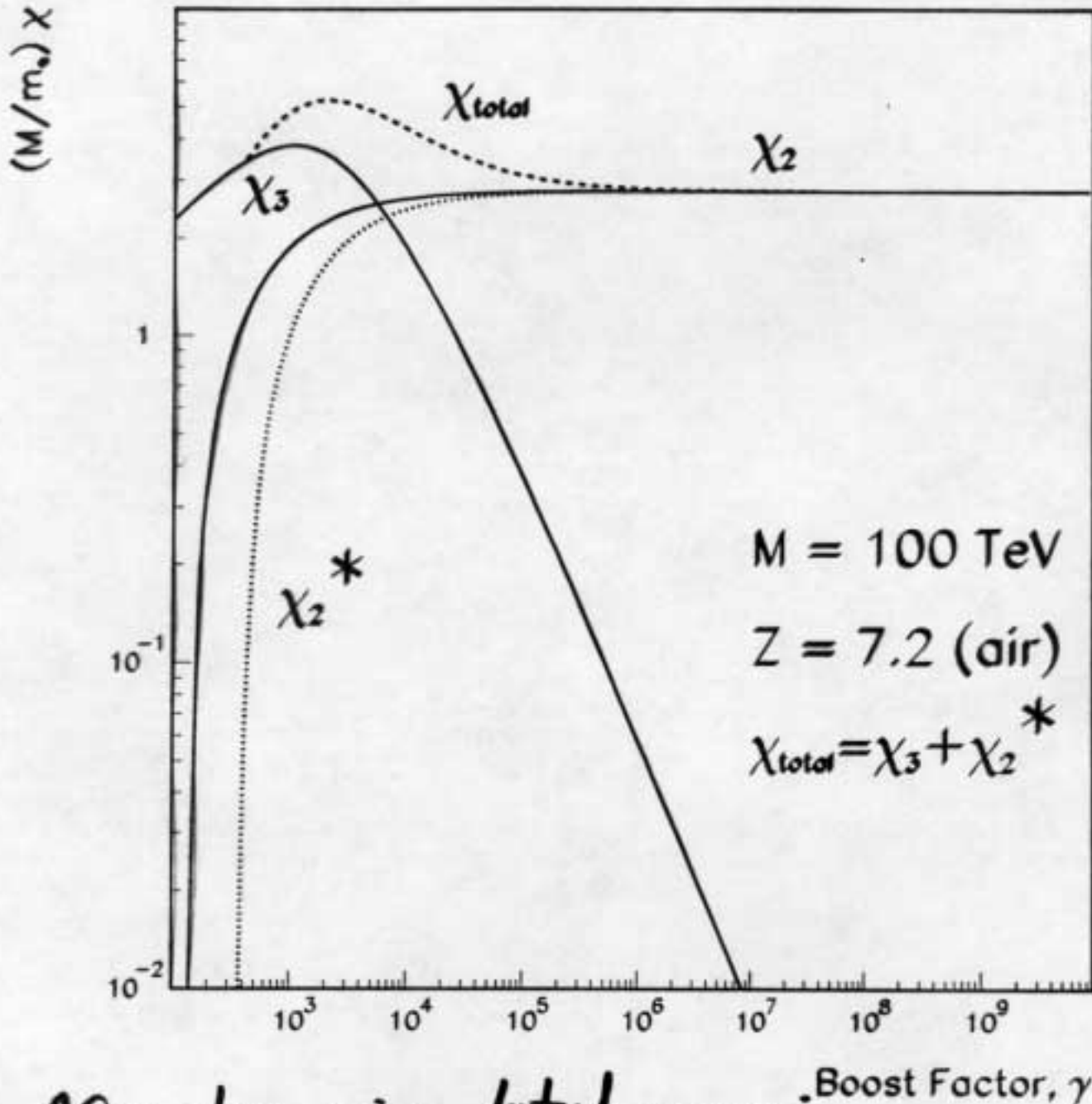
The photonuclear contribution to the EM shower?

upper limit: $\mathcal{O}(1)$ of $\frac{dE_{\gamma\text{-nuc}}}{dx}$ goes into the EM shower.

χ -monopoles

e-pair production

(Kel'ner &
Kotou, 1969)



$\chi_2 \sim$ slow pairs, total screening

$\chi_3 \sim$ fast pairs, no screening

$$\chi_2^* = \chi_2 \mid \eta > \eta_{crit} \quad \eta_{crit} \approx \frac{200 \text{ MeV}}{E}$$

Shower Size, N

$M = 100 \text{ TeV}$

Solid - Charge Excess

Dashed - Total EM Shower

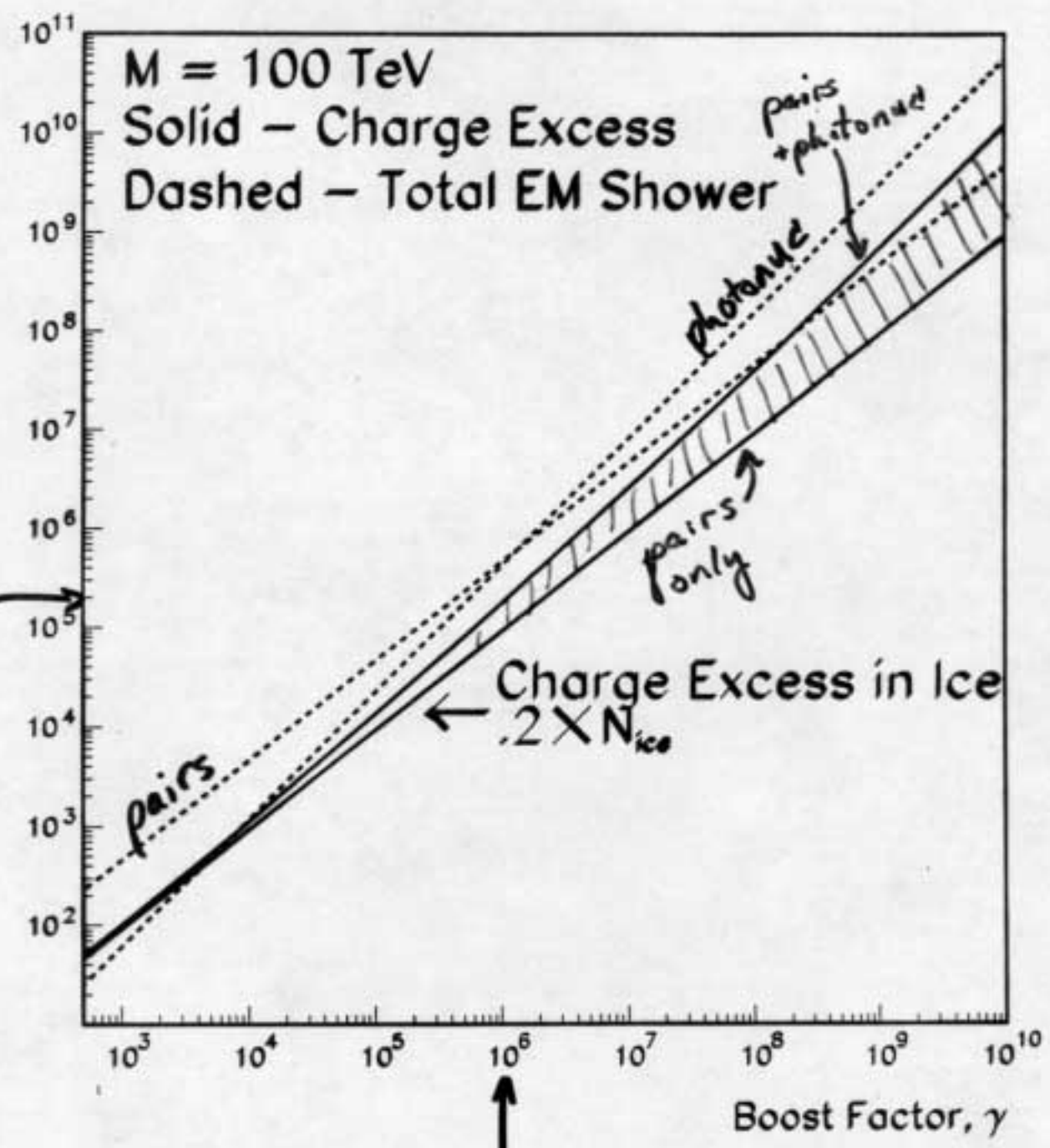
pairs
+ photons

photons

pairs
only

Charge Excess in Ice
 $.2 \times N_{ice}$

$\sim \text{km}^3$
RICE



Boost Factor, γ

Coherent Radio-Cherenkov

For the Cherenkov wavelength: $\lambda \gg R_{\text{Moliere}}$

the power radiated is $\propto Z^2 \lesssim \underline{\underline{10^{20}}}$

where Z is the shower charge excess

and where R_{Moliere} is the lateral shower size.

the RICE effective volume for monopoles $\approx \text{km}^3$
for $\gamma \approx 10^6$

*estimate
from Frieder,
Ralston, McKay*

Monopole Flux Limit with RICE

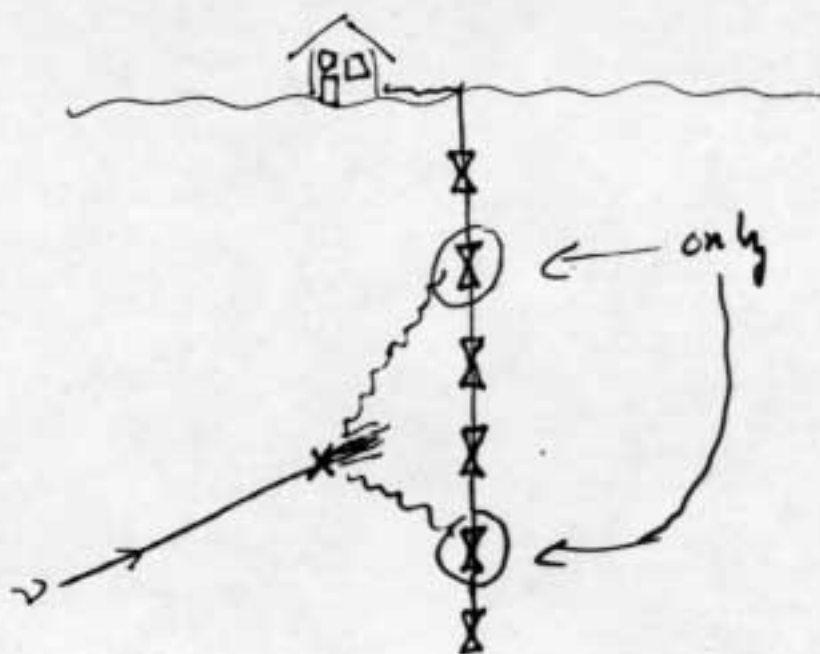
1 year of non-observation:

$$\underline{\underline{F_M \lesssim 10^{-18} \text{ cm}^{-2} \text{ sec}^{-1} \text{ sr}^{-1}}}$$

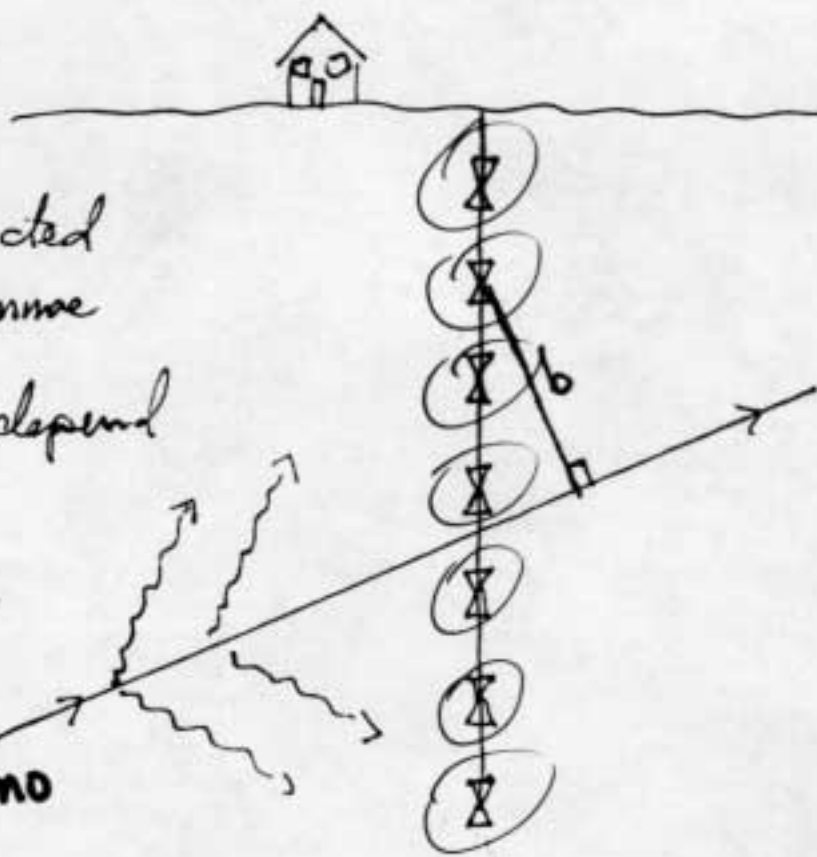
*Is direct Cherenkov observation
problematic (AMANDA, MACRO, Baikal)?*

RICE

D-event



mono-event



- Should be detected by many antennae
- Signal should depend on impact parameter $\sim \frac{1}{b}$

l-Mono

Monopole

Tomography

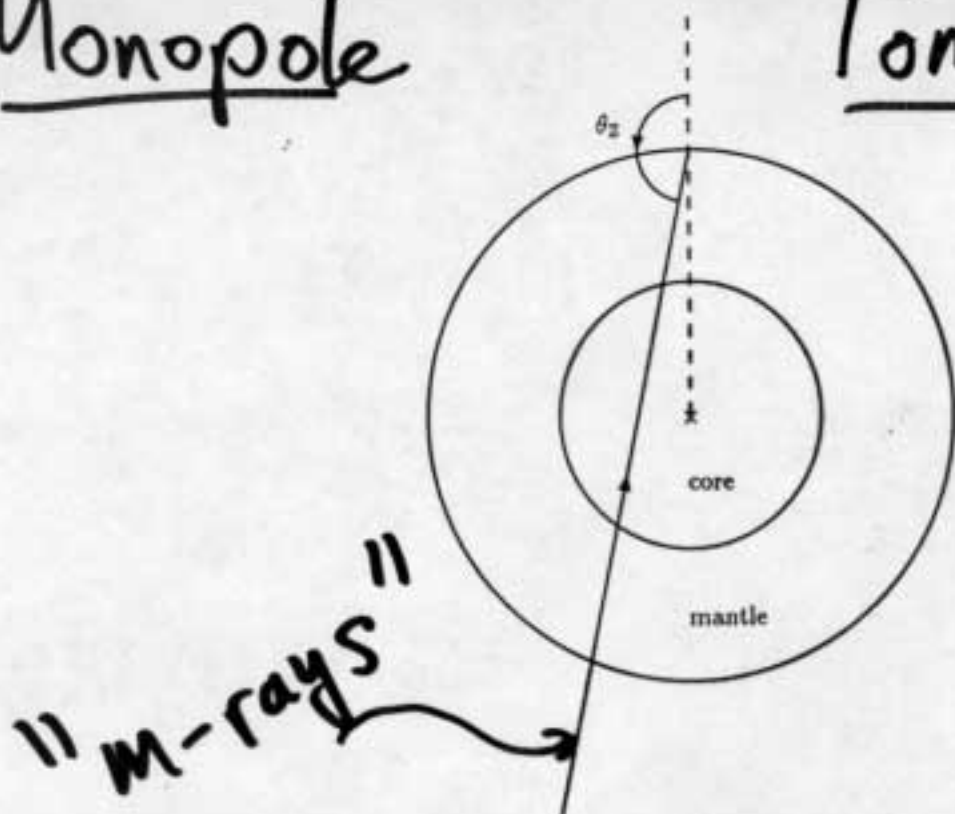
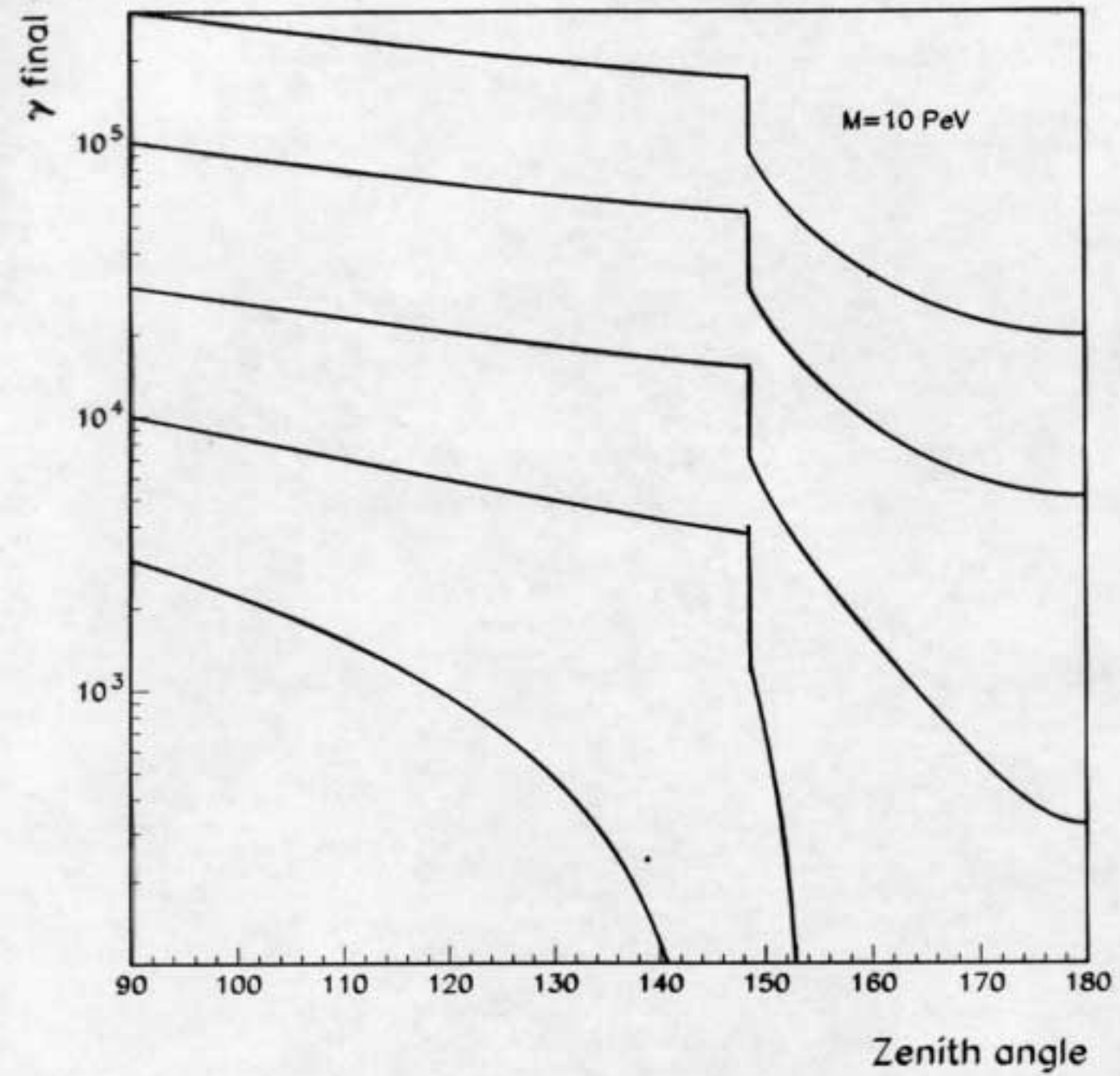


FIG. 2. A schematic representation of earth tomography with a highly penetrating particle. Monopole energy losses differ in passing through the core or mantle and so affect the energy spectrum of upcoming monopoles as a function of zenith angle θ_z . For a zenith angle $\theta_z^{\text{crit}} \approx 147^\circ$, the upcoming particle grazes the edge of the core.

$$\rho_{\text{core}} \approx 3 \times \rho_{\text{mantle}}$$

Find $E_{\text{final}}(\theta_z)$



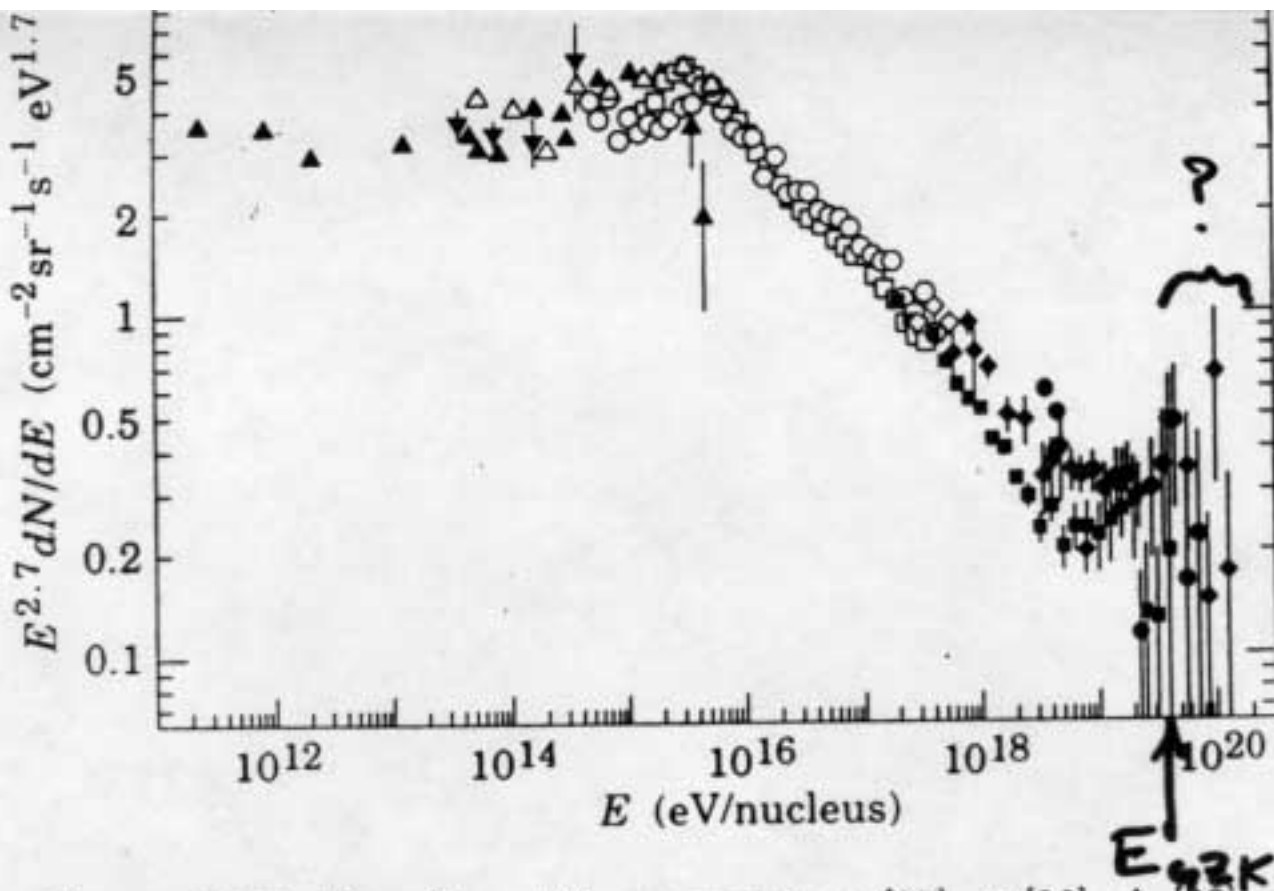


Figure 20.7: The all-particle spectrum: ▲ [37], ▼ [38], △ [39], □ [40], ○ [35], ■ [48], ● [42], ◆ [43].

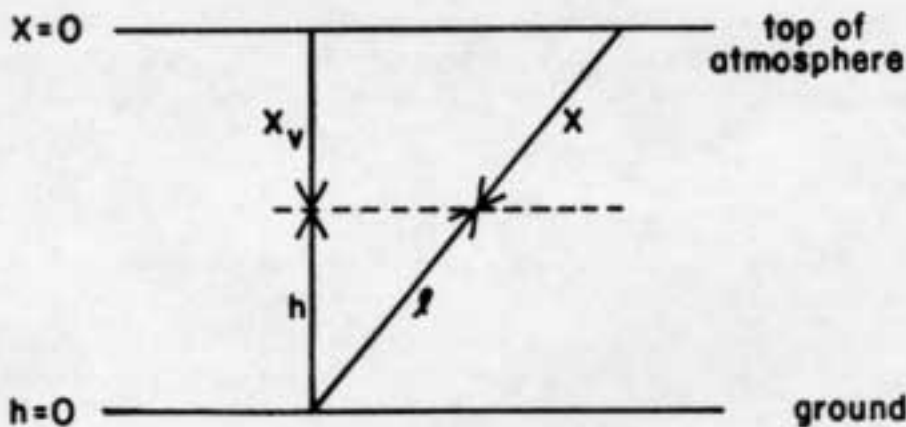


Figure 3.1: Definition of variables to describe the atmosphere.

The nucleon interaction length in air is

$$\lambda_N = \frac{\rho}{\rho_N \sigma_N^{air}} = \frac{A m_p}{\sigma_N^{air}}, \quad (3.3)$$

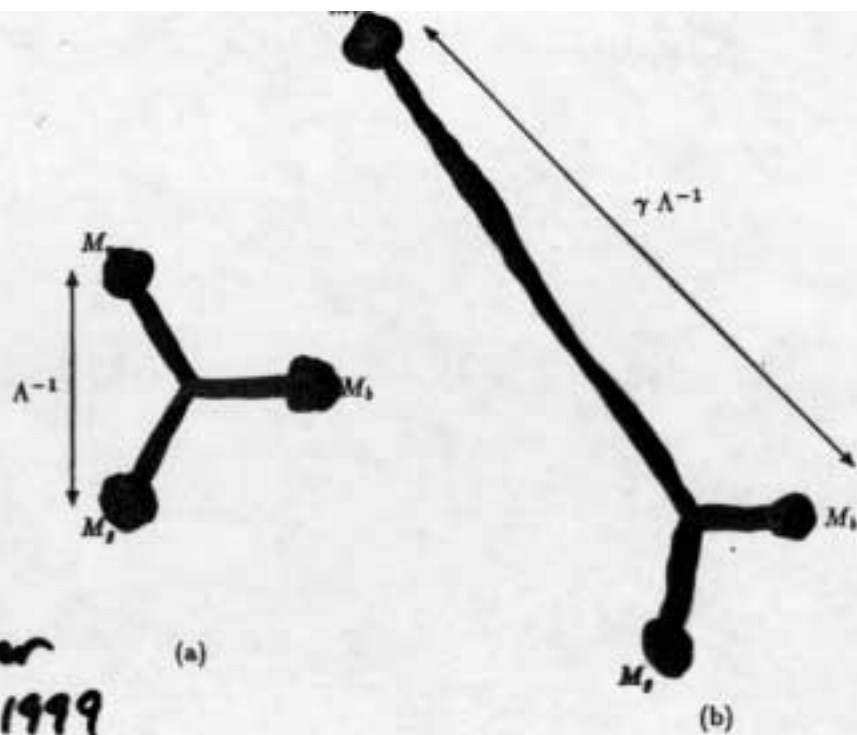
where $\rho(h)$ is the density of the atmosphere at altitude h and ρ_N is the corresponding number density of nuclei. For a calculation of the atmospheric cascade we can take the target nucleus to be an average "air" nucleus with $A \approx 14.5$ and omit the target designation from the notation. For $\sigma_N \approx 300$ mb (appropriate for nucleons interacting with air in the TeV range) $\lambda_N \approx 80$ g/cm².

$$\frac{dE}{dx} \sim \frac{\eta E}{\lambda} \propto \eta \sigma$$

			<u>l-mono</u>	<u>g-mono</u>
boost	η	?	N	N
boost	σ	?	N	Y

η - inelasticity per interaction

σ - cross section



A.S. Goldhaber
 Phys Repts, 1999

"Dual Confinement of Grand Unified Monopoles"

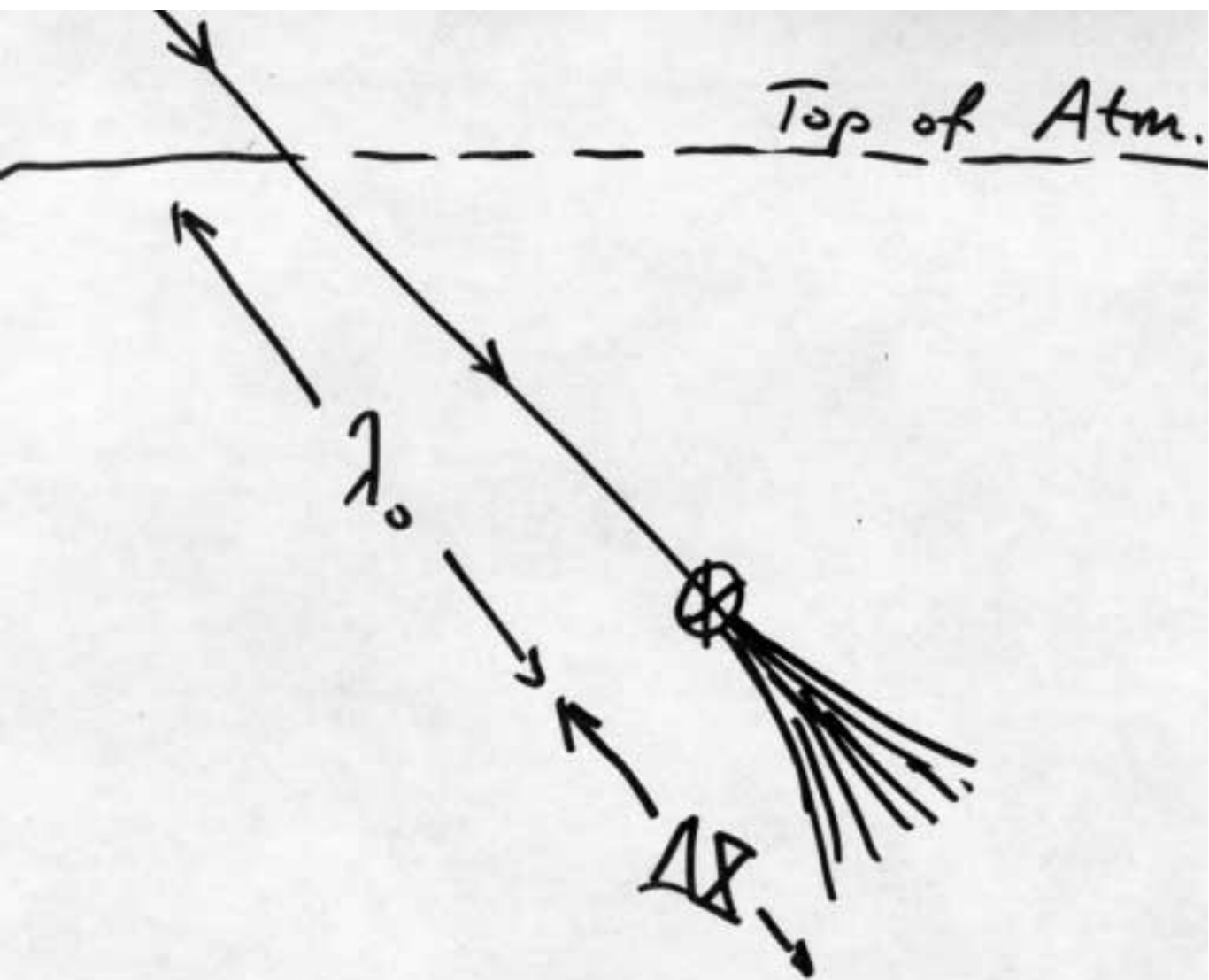
FIG. 3. The baryonic-monopole in its ground state (figure (a)) and after one interaction with an air nucleus (figure (b)).

Fig (a) $\sigma_0 \approx \Lambda_{QCD}^{-2}$

After 1 interaction ($\Delta E \approx \gamma \Lambda_{QCD}$)

Fig (b) $\sigma_1 \approx (1 + \gamma) \Lambda_{QCD}^{-2}$

Z_3 -string is easily stretched
monopole pair-production is suppressed.



String Stretching
→ Cross-Section Grows

After n -interactions:

$$\sigma_n \sim (1 + n\gamma) \Lambda_{\text{QCD}}^{-2}$$

Small Inelasticity:

$$\eta = \frac{\Delta E}{E} = \Lambda_{\text{aco}} / M \approx 10^{-6}$$

$O(1)$ energy transfer after

η^{-1} interactions.

$$\lambda_n = 1 / N \sigma_n \approx \frac{\Lambda^2}{N n \gamma}$$

$$\Delta X \sim \sum_{i=1}^{\eta^{-1}} \lambda_i \sim \frac{\Lambda_{\text{aco}}^2}{N \gamma} \sum_{i=1}^{\eta^{-1}} \frac{1}{i}$$

$$\Delta X \sim \frac{\Lambda_{\text{aco}}^2}{N \gamma} \ln\left(\frac{M}{\Lambda_{\text{aco}}}\right) \ll \lambda_0$$

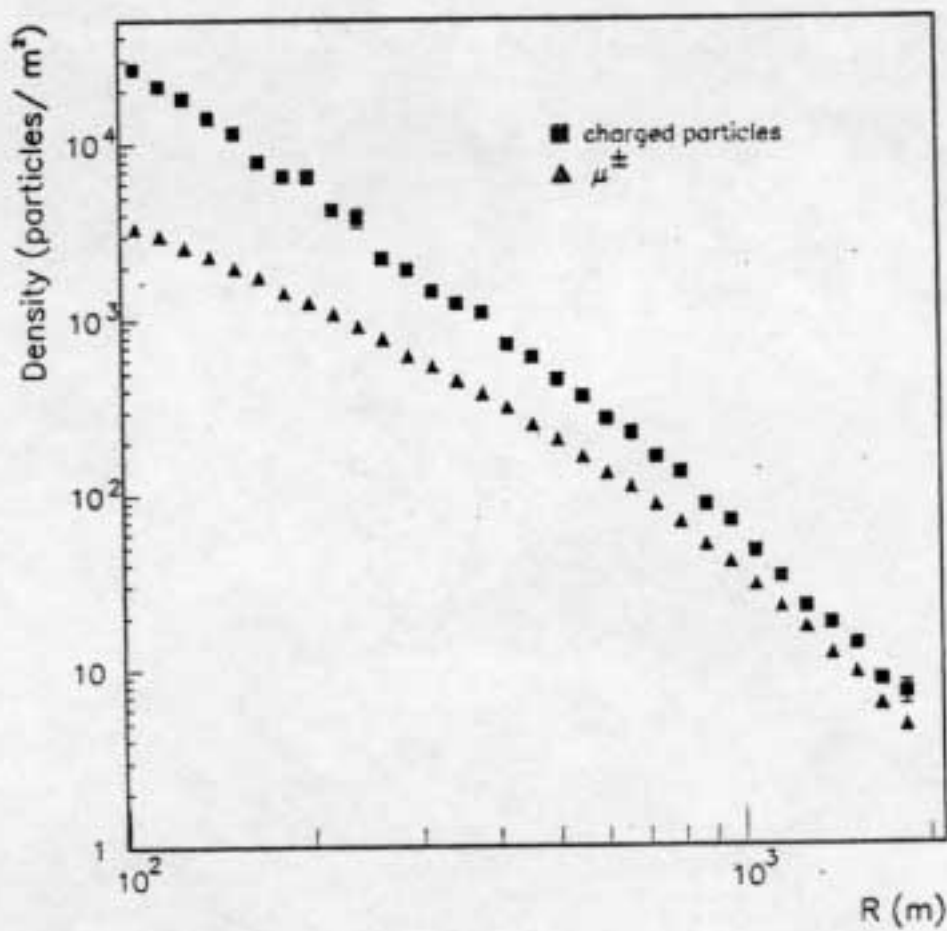


FIG. 2. Lateral distributions of charged particles and muons from ARES simulations of a 100 EeV monopole with $M = 100$ TeV as a function of the distance to the shower core R . The error bars (obscured by the points themselves in most cases) indicate the RMS fluctuations of the means.

Anchordozgi et al, 2000

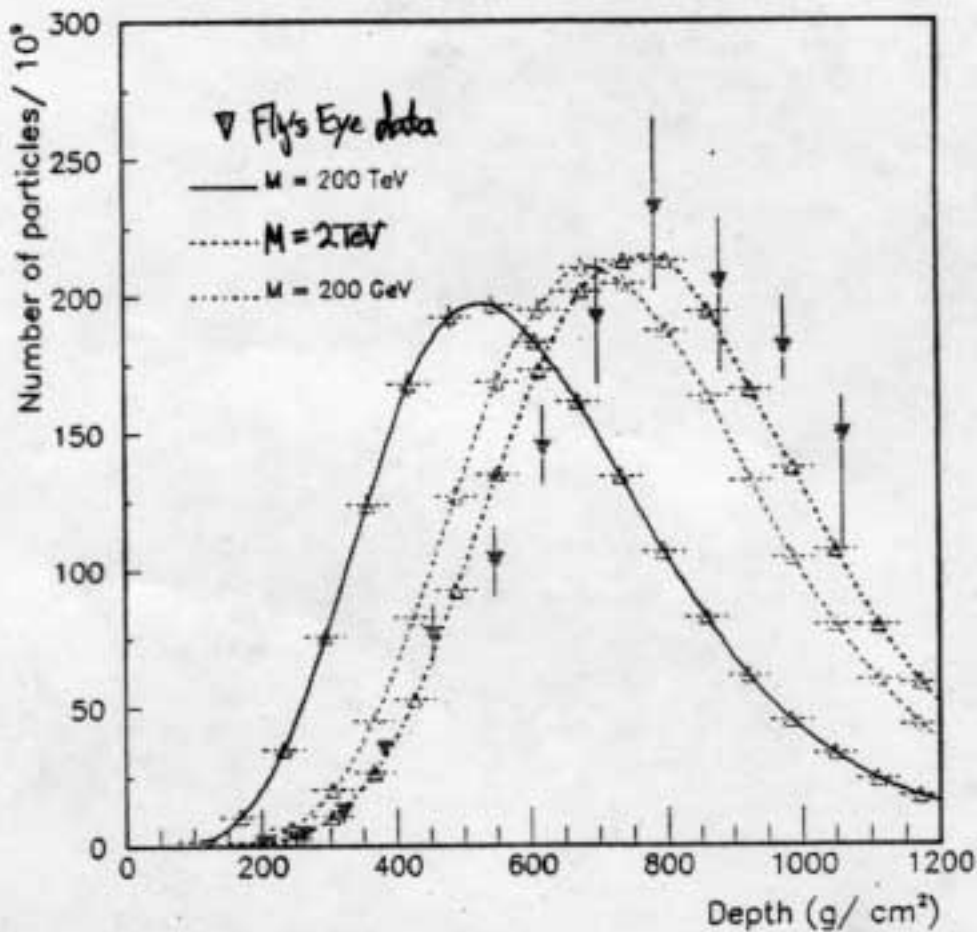


FIG. 3. Atmospheric cascade development of 300 EeV monopole induced showers, superimposed over the Fly's Eye data. The error bars in the simulated curves indicate the RMS fluctuations of the means.

Anchordoqui, et al., 2000